



# **Ether Capital Corporation**

## ***Presentation***

*May 14, 2021*

# Cryptocurrency in Context

## Gold



*Decentralized,*  
*NOT Digital*

## Fiat



*Digital,*  
*NOT Decentralized*

## Cryptocurrency

 **bitcoin**

 **ethereum**

*Decentralized,*  
*AND Digital*



# Bitcoin vs. Ethereum – Apples to Oranges

- Bitcoin and Ether are fundamentally different assets
  - While both are digital stores of value, each has distinct goals, risks & key success factors



2008: peer-to-peer digital cash

Simple platform – apps are NOT possible

“Bitcoin is digital gold”

Strong brand recognition

**Bitcoin is a calculator**



2013: blockchain for apps

Programmable money

“Ether is like owning a piece of the internet”

Growing brand recognition

**Ethereum is an operating system**



# Why Own Ether?

## #1 *Store of Value +*

- Hedge against central bank money printing and the upcoming “great reflation”
- Comparable thesis to gold and bitcoin, but with additional venture-type upside
- Crypto “blue chip” token but with leverage to emerging applications

## #2 *Platform Use*

- Recent explosion in decentralized finance (aka “DeFi”), with over \$50 billion of US dollar-backed “stablecoins” currently being used on Ethereum
- Ethereum settled over \$1.5 trillion in transactions in Q1 2021 *alone*
- Robust on-chain exchange and bitcoin on Ethereum activity

## #3 *Yield Opportunities*

- Upgrade to proof of stake means Ether holders are able to generate yield
- Fintech platforms already live on Ethereum (e.g., Compound, Aave, Yearn, etc.) allow for yield generation in an algorithmic, peer-to-peer fashion



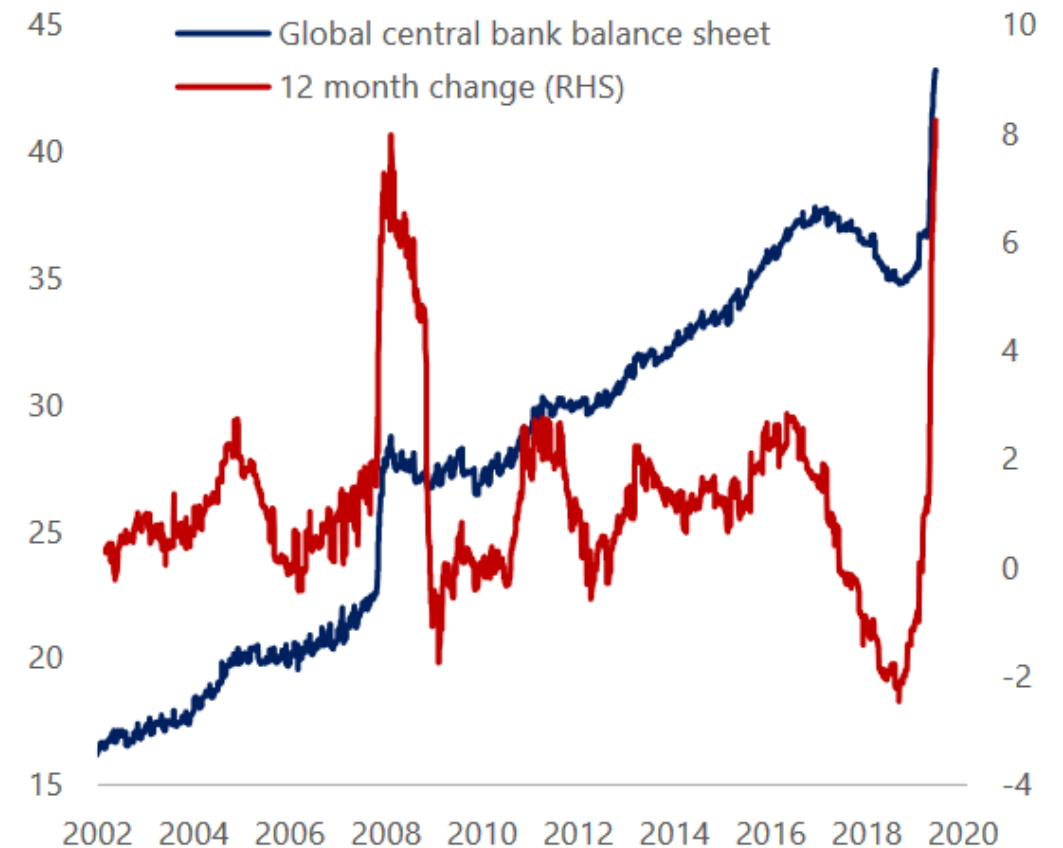
Source: CoinGecko, Dune Analytics and Messari, as at Apr. 20, 2021

# Thesis #1: Store of Value +

- We are witnessing unprecedented monetary expansion in the developed world
  - Exposure to a crypto “store of value” is an important investment hedge
- Ether is a crypto “store of value” like bitcoin
  - Transparent, algorithmic supply issuance
  - Since Ether is paid to access the Ethereum network, high demand is bullish for Ether price
- Unlike Bitcoin, Ether gives you additional venture-type leverage from projects built on Ethereum
  - Project success on Ethereum bolsters network effect → “own a piece of the internet” thesis

## Global Central Bank Balance Sheet

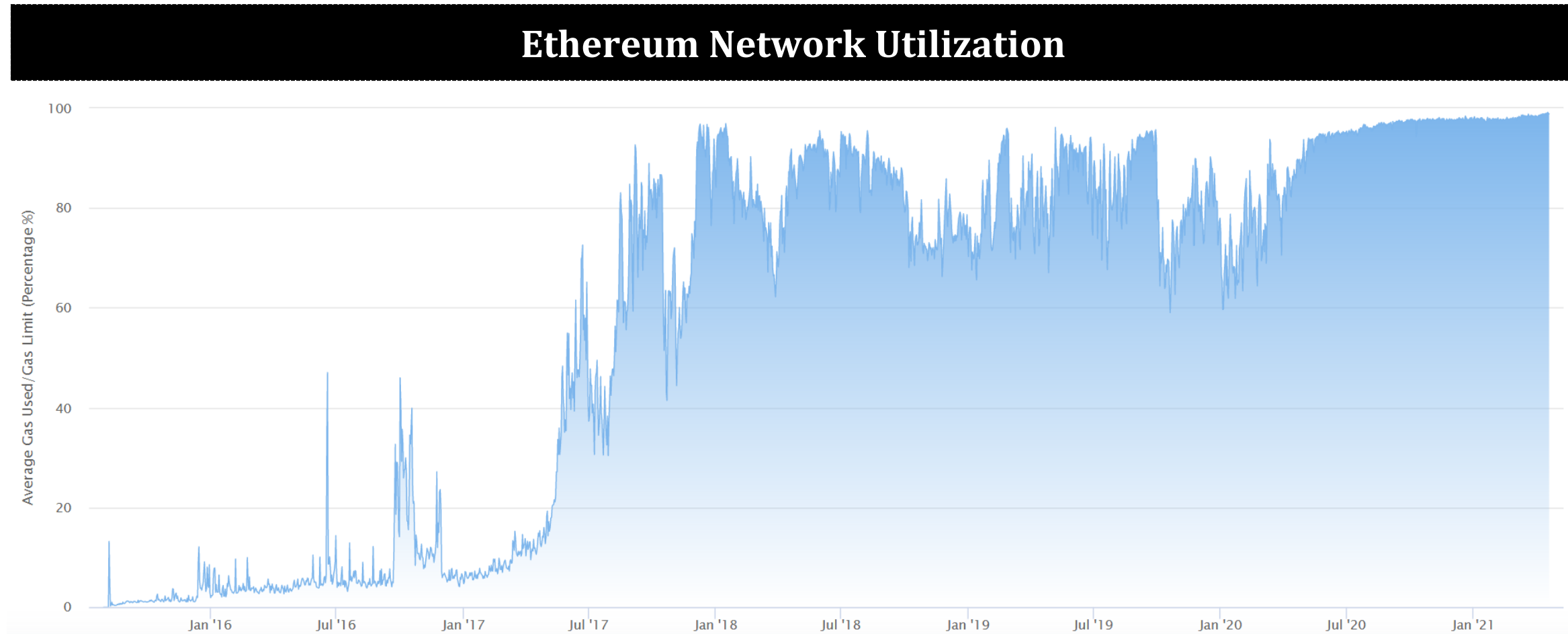
% GDP; Source: Haver and Bloomberg



Source: Tudor Investment Corporation

# Thesis #2: Ethereum's Robust Usage

- Network utilization has recently hit all time highs, coinciding with strong Ether prices



Source: Etherscan, as at Apr. 20, 2021

## Thesis #2: Ethereum's Robust Usage *(Cont'd)*

- \$50+ billion of USD stablecoins are currently tokenized on Ethereum (over 75% market share)
  - Stablecoins are more useful on Ethereum (e.g. DeFi applications) than other blockchains

### USD Stablecoins Outstanding: Jan. 2020 – Present

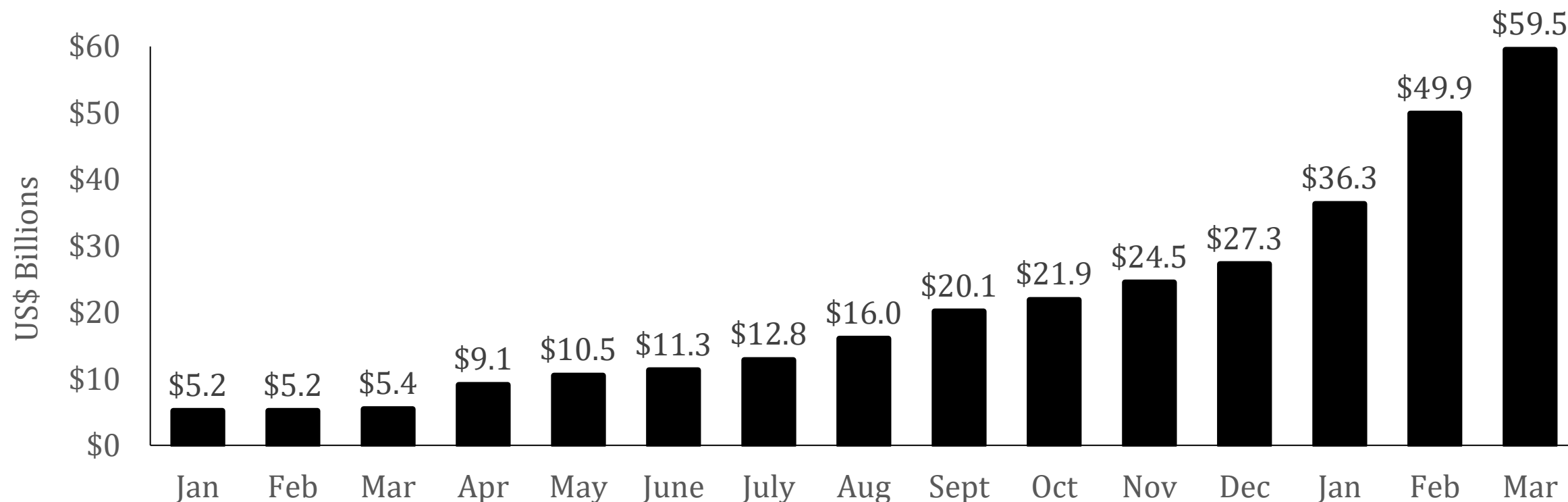


Chart runs from Jan. 2020 – Mar. 2021

Source: CoinGecko, includes USDT, USDC, BUSD, TUSD, PAX and DAI. Balances are at month end.

# Thesis #2: Ethereum's Robust Usage *(Cont'd)*

- Ethereum settled \$1.5 trillion in transactions in Q1 2021 alone
  - More than the prior 7 quarters combined
- There is US\$10+ billion of bitcoin on Ethereum
  - Over 150x growth since January, 2020
- Decentralized exchange volume on Ethereum recently reached over US\$60 billion per month
  - Over 90x growth since January, 2020
  - Trading fees on these venues can often beat centralized alternatives (e.g., Coinbase, Kraken, Gemini, Binance, etc.)

## Ethereum Quarterly Transaction Volume













Source: Dune Analytics and Messari, as at Apr. 20, 2021



# Thesis #2: Ethereum's Robust Usage *(Cont'd)*

- Fees paid to use Ethereum dwarf those of other chains
  - In the last day, over \$50 million of fees went to Ethereum miners to process transactions on the Ethereum blockchain
  - This is over 4x the fees paid to miners on the Bitcoin blockchain
- Applications on Ethereum are highlighted purple in the chart
  - 1-day fees on the most used apps almost exceed Bitcoin fees
  - Highlights the usefulness of Ethereum and highlights feedback loop between app fees and protocol fees

## Fee Comparison

Name	▼ 1 Day Fees	7 Day Avg. Fees
 Ethereum	\$50,360,281.76	\$31,941,005.31
 Bitcoin	\$12,142,759.50	\$10,247,789.79
 Uniswap V2	\$5,296,981.26	\$4,293,732.44
 SushiSwap	\$1,488,700.27	\$1,394,570.54
 Compound	\$929,068.14	\$1,646,481.19
 Aave	\$564,540.75	\$560,587.93
 Binance Chain	\$398,031.13	\$134,357.53
 Bancor Network	\$259,081.44	\$271,491.03
 Balancer	\$245,962.22	\$258,382.77
 Dogecoin	\$78,369.42	\$79,383.32

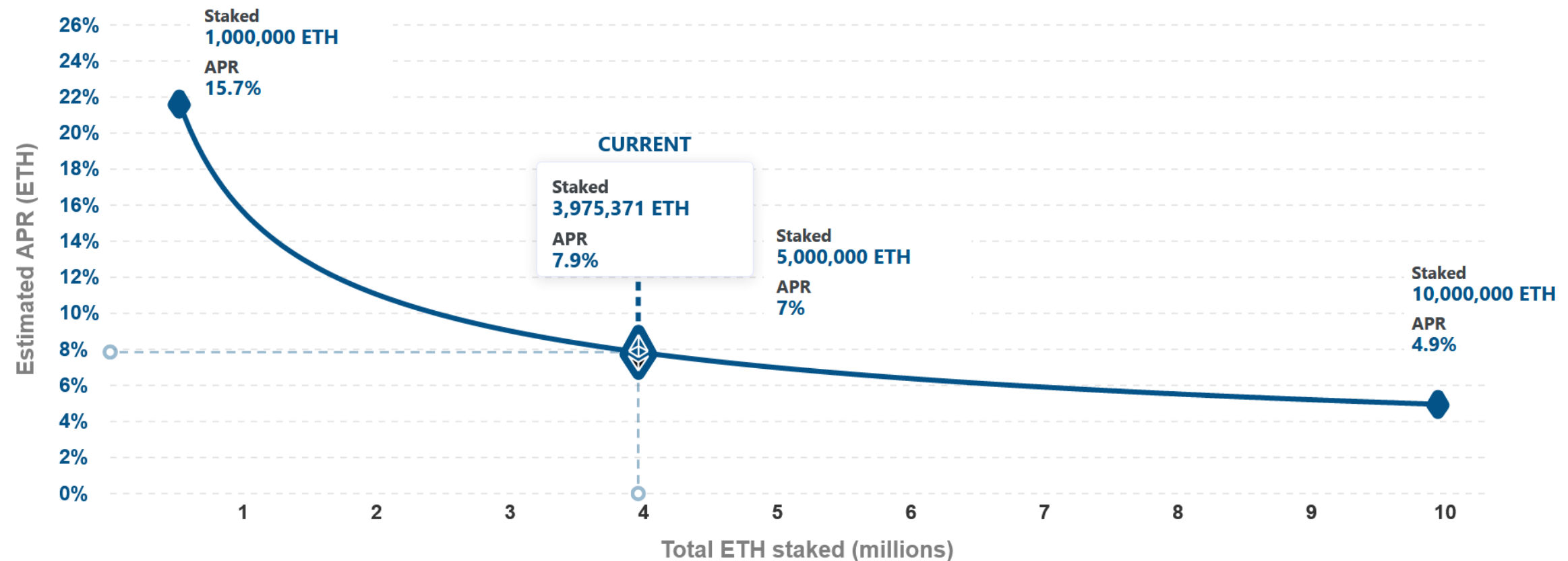


Source: [cryptofees.info](https://cryptofees.info), as at Apr. 20, 2021

# Thesis #3: Ether as a Digital Bond

- Staking means Ether holders are paid to perform network validation services; in return, stakers earn a yield, which is akin to interest or dividends on deployed capital, that varies based on total Ether staked

## Estimated Yields in Ethereum's Proof of Stake



Source: The Ethereum Foundation, as at Apr. 20, 2021

# Why Ether Capital?



- ☑ Robust Knowledge of Ethereum & Web 3
- ☑ Low Cost Approach to Crypto Access
- ☑ Transparent and Proprietary Custody Solution
- ☑ Unique Ability to Stake and Generate Yield
- ☑ Experienced Board & Executive Team



# Ether Capital Team



## **Brian Mosoff (CEO)**

Entrepreneur and angel investor focused on blockchain and cryptocurrencies. Expert on web 3 technologies, decentralization and peer-to-peer models. Investor in Ethereum's 2014 crowdfunding, Bitcoin, Filecoin, Polkadot, Urbit and Tezos.



## **Som Seif (Executive Chairman, Co-CIO)**

Founder & CEO of Purpose Investments established in 2013. Previously, founded Claymore Investments before being sold to Blackrock Inc. in 2012. Prior to Claymore, worked in investment banking with RBC Capital Markets.



## **Stefan Coolican (President, CFO)**

Previously a Director in the investment banking group at Cormark Securities, specializing in corporate finance and M&A advisory for a variety of sectors including technology, cleantech, industrials and media. He is a member of the Law Society of Ontario.



## **Ben Roberts (co-CIO)**

Co-Founder & CEO of Citizen Hex, an algorithmic market making business for Ethereum tokens. Founder of Lendingbot.io, which was acquired by Aivren in 2017. Previously worked at Thalmic Labs. Early adopter and miner of Bitcoin and Ether.



Liam Horne  
Board Member



Joey Krug  
Board Member



Cam Di Prata  
Board Member



Boris Wertz  
Board Member



John Ruffolo  
Board Member



Colleen McMorrow  
Board Member



# Ether Capital –Flexible Approach

- Ether Capital provides a very flexible approach for public market access to Ethereum

- ☑ Ability to stake Ether and generate yield, where risk/reward is attractive
- ☑ Ability to earn a yield on Ether via on-chain DeFi applications
- ☑ Ability to pursue non-Ether opportunities subject to risk and cost tolerance
- ☑ Potential for low cost access to Ethereum ecosystem in the public markets
- ☑ Fixed elements of cash burn reflect decreasing percentage as assets grow

*Flexibility offered by corporate structure*



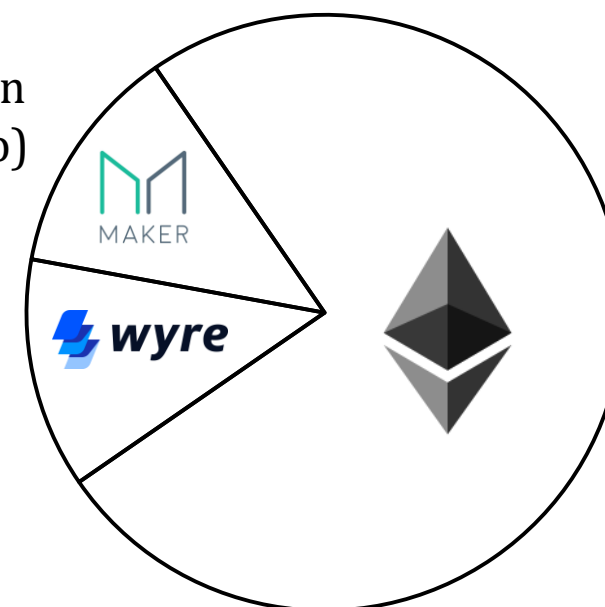
# Ether Capital – Current Corporate Snapshot

Ticker	NEO: ETHC
<b>Share Price</b>	<b>C\$4.66</b>
Shares Outstanding (Basic)	33.8 million
Board & Mgmt Ownership	~10.5%
Market Capitalization (Basic)	C\$157 million

<b><u>Ether Capital Portfolio<sup>(1)</sup></u></b>	
Ether Held (43,512 ETH)	C\$192.4 million
Maker Held (2,300 MKR)	\$12.9 million
Investment in Wyre (book value)	\$1.9 million
Portfolio Value	\$207.2 million
<b>Portfolio Value / Share<sup>(2)</sup></b>	<b>~\$6.13</b>

**MKR**  
Application Token  
(~8% of portfolio)

**Wyre, Inc.**  
Traditional Equity  
(~1% of portfolio)



**ETH**  
Protocol Token  
(~91% of portfolio)

➔ **~24% Portfolio Value Discount**



(1) Portfolio holdings are as at May 13, 2021. For Ether and Maker, pricing is as at May 13, 2021. Wyre book value is as at Mar. 31, 2021 financial statements. (2) Based on basic shares outstanding as at May 13, 2021.

NOTE: Pricing source for ETH and MKR is CoinMarketCap, as at May 13, 2021